




### PLAY-S Series Adjustable Sectors Square Diffuser

**Material** | Powder coated stamped heavy gauge steel, galvanized steel plenum.

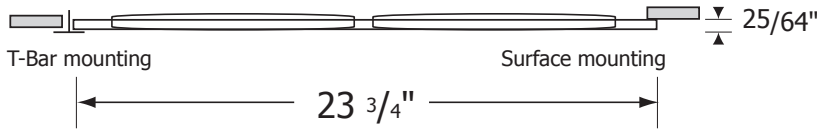
**Air Pattern** | 100% horizontally adjustable.

**Ceiling Types** | False, Open and Closed.



**PLAY-S**  
by MADEL®

**PATENTED**



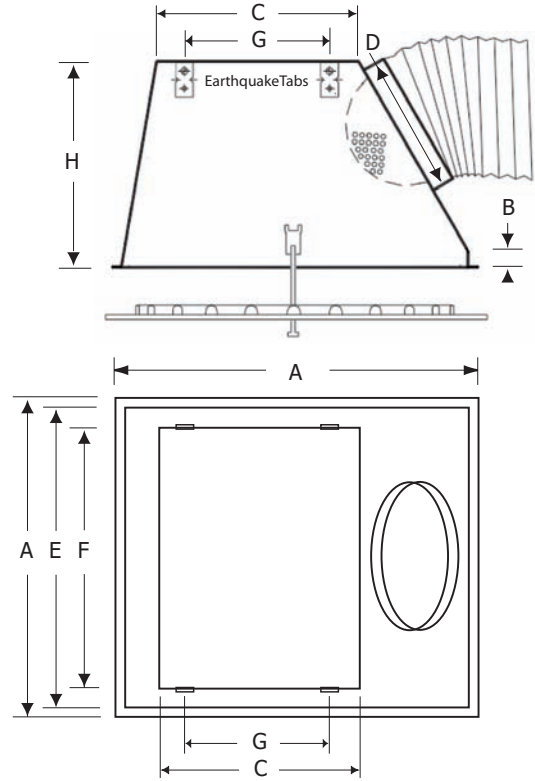
Select Model			
✓	<b>Imperial</b>	✓	<b>Metric</b>
	PLAY-S 24		PLAY-S 610

Configuration	
	Swirl (factory default)
	4 Way
	3 Way
	2 Way Corner
	2 Way Opposite
	1 Way
	Downward

Select Finish	
	Powder Coated White RAL 9016
	Other RAL:

**Matching PERFAIR plenum ordered separately**

### Plenum



#### PERFAIR-SS

Trapezoidal with side duct connection, recommended for closed ceilings and false ceilings.

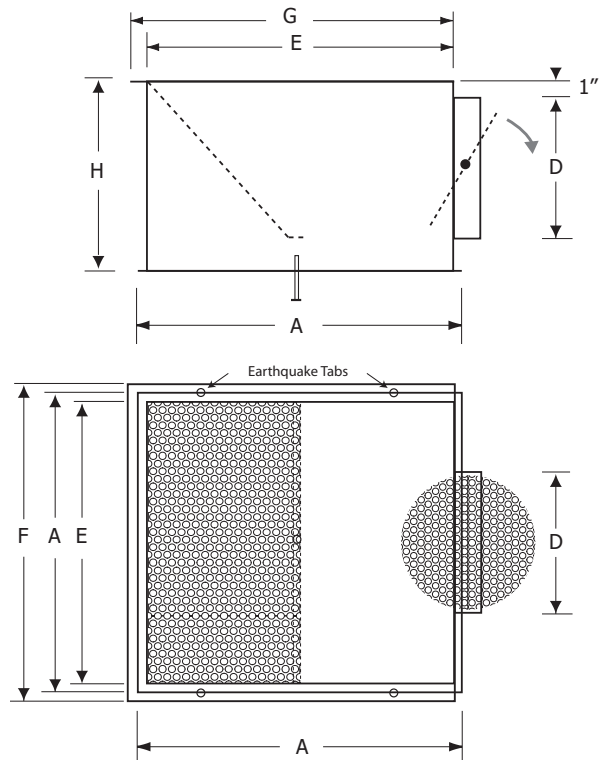
Select Model										
✓	Model	Duct Size	A	B	C	D	E	F	G	H
	<b>PERFAIR-SS 1205</b>	5	11 1/2	1	5 3/4	4 7/8	10 3/4	10 1/2	6 5/8	9 27/32
	<b>PERFAIR-SS 1206</b>	6	11 1/2	1	5 3/4	5 7/8	10 3/4	10 1/2	6 5/8	9 27/32
	<b>PERFAIR-SS 1208</b>	8	11 1/2	1	5 3/4	7 7/8	10 3/4	10 1/2	6 5/8	12
	<b>PERFAIR-SS 1606</b>	6	15 3/8	1	7 1/2	5 7/8	14 5/8	13 5/8	8 5/8	12
	<b>PERFAIR-SS 1608</b>	8	15 3/8	1	7 1/2	7 7/8	14 5/8	13 5/8	8 5/8	12
	<b>PERFAIR-SS 2006</b>	6	19 1/4	1	8 1/2	5 7/8	18 5/8	17 5/8	8 5/8	12
	<b>PERFAIR-SS 2008</b>	8	19 1/4	1	8 1/2	7 7/8	18 5/8	17 5/8	8 5/8	12
	<b>PERFAIR-SS 2010</b>	10	19 1/4	1	8 1/2	9 7/8	18 5/8	17 5/8	8 5/8	12
	<b>PERFAIR-SS 2405</b>	5	23 1/2	1	10 1/2	4 7/8	22 5/8	21 5/8	8 5/8	13 25/32
	<b>PERFAIR-SS 2406</b>	6	23 1/2	1	10 1/2	5 7/8	22 5/8	21 5/8	8 5/8	13 25/32
	<b>PERFAIR-SS 2408</b>	8	23 1/2	1	10 1/2	7 7/8	22 5/8	21 5/8	8 5/8	13 25/32
	<b>PERFAIR-SS 2410</b>	10	23 1/2	1	10 1/2	9 7/8	22 5/8	21 5/8	8 5/8	13 25/32
	<b>PERFAIR-SS 2412</b>	12	23 1/2	1	10 1/2	11 7/8	22 5/8	21 5/8	8 5/8	13 25/32
	<b>PERFAIR-SS 3212</b>	12	31 1/4	1		11 7/8				

All dimensions in inches

### Plenum (continued)

#### PERFAIR-SSS

Rectangular with side connection, recommended for open ceilings with rigid duct entering from the side.



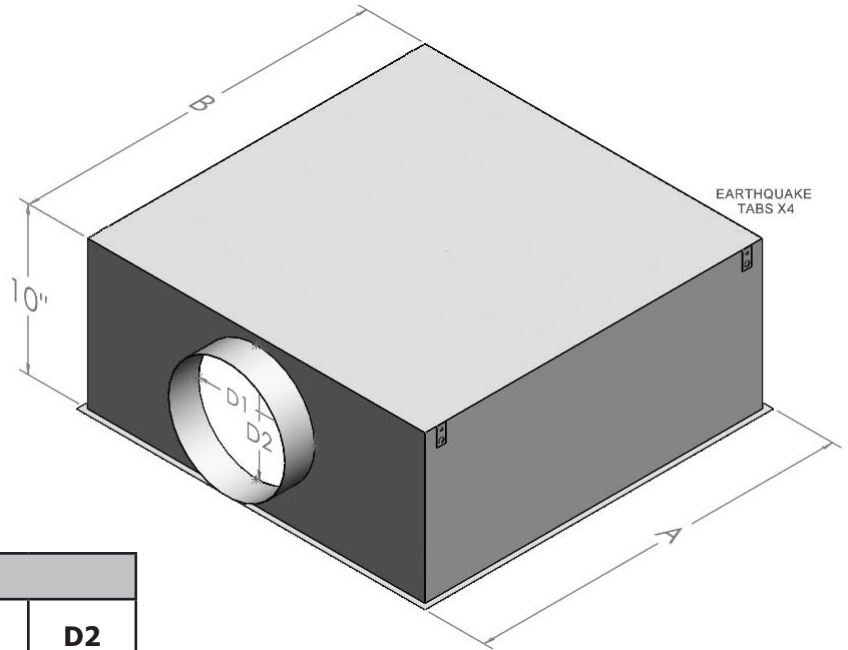
Select Model								
✓	Model	Duct Size	A	D	E	F	G	H
	<b>PERFAIR-SSS 1205</b>	5	11 1/2	4 7/8	10 3/4	13 3/4	12 3/4	10
	<b>PERFAIR-SSS 1206</b>	6	11 1/2	5 7/8	10 3/4	13 3/4	12 3/4	10
	<b>PERFAIR-SSS 1208</b>	8	11 1/2	7 7/8	10 3/4	13 3/4	12 3/4	10
	<b>PERFAIR-SSS 1606</b>	6	15 3/8	5 7/8	14 5/8	16 5/8	15 5/8	12
	<b>PERFAIR-SSS 1608</b>	8	15 3/8	7 7/8	14 5/8	16 5/8	15 5/8	12
	<b>PERFAIR-SSS 2006</b>	6	19 1/4	5 7/8	18 5/8	21 5/8	19 5/8	14
	<b>PERFAIR-SSS 2008</b>	8	19 1/4	7 7/8	18 5/8	21 5/8	19 5/8	14
	<b>PERFAIR-SSS 2010</b>	10	19 1/4	9 7/8	18 5/8	21 5/8	19 5/8	14
	<b>PERFAIR-SSS 2405</b>	5	23 1/2	4 7/8	22 5/8	24 5/8	23 5/8	14
	<b>PERFAIR-SSS 2406</b>	6	23 1/2	5 7/8	22 5/8	24 5/8	23 5/8	14
	<b>PERFAIR-SSS 2408</b>	8	23 1/2	7 7/8	22 5/8	24 5/8	23 5/8	14
	<b>PERFAIR-SSS 2410</b>	10	23 1/2	9 7/8	22 5/8	24 5/8	23 5/8	14
	<b>PERFAIR-SSS 2412</b>	12	23 1/2	11 7/8	22 5/8	24 5/8	23 5/8	14
	<b>PERFAIR-SSS 3212</b>	12	31 1/4	11 7/8				

All dimensions in inches

### Plenum (continued)

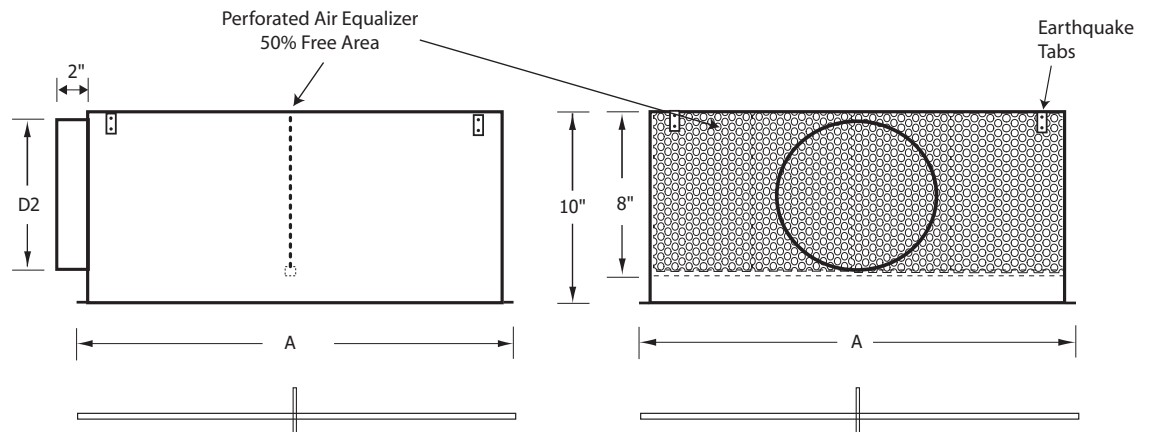
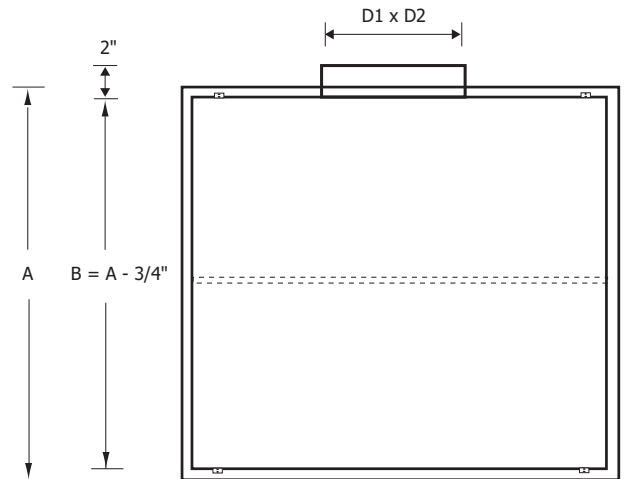
#### PERFAIR-X

Compact plenum (10 inches high) with side duct connection.



Select Model					
✓	Model	Duct Size	A	D1	D2
	PERFAIR-X 1605	5	15 1/2	4 7/8	4 7/8
	PERFAIR-X 1606	6	15 1/2	5 7/8	5 7/8
	PERFAIR-X 1608	8	15 1/2	7 7/8	7 7/8
	PERFAIR-X 2005	5	19 1/2	4 7/8	4 7/8
	PERFAIR-X 2006	6	19 1/2	5 7/8	5 7/8
	PERFAIR-X 2008	8	19 1/2	7 7/8	7 7/8
	PERFAIR-X 2010	10	19 1/2	11	8
	PERFAIR-X 2405	5	23 1/2	4 7/8	4 7/8
	PERFAIR-X 2406	6	23 1/2	5 7/8	5 7/8
	PERFAIR-X 2408	8	23 1/2	7 7/8	7 7/8
	PERFAIR-X 2410	10	23 1/2	11	8
	PERFAIR-X 2412	12	23 1/2	16	8

All dimensions in inches



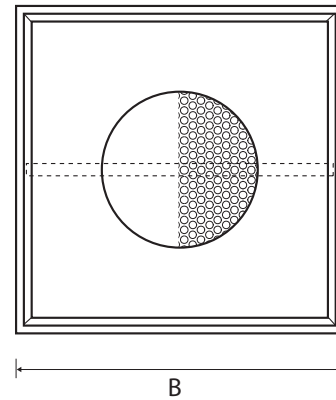
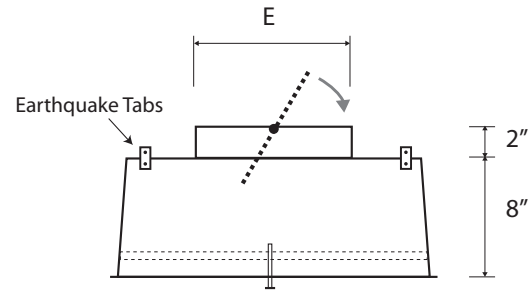
### Plenum (continued)

#### PERFAIR-ST

Top duct connection, recommended for open ceilings with visible duct.

Select Model				
✓	Model	Duct Size	B	E
	<b>PERFAIR-ST 1206</b>	6	11 1/2	5 7/8
	<b>PERFAIR-ST 1208</b>	8	11 1/2	7 7/8
	<b>PERFAIR-ST 2406</b>	6	23 1/2	5 7/8
	<b>PERFAIR-ST 2408</b>	8	23 1/2	7 7/8
	<b>PERFAIR-ST 2410</b>	10	23 1/2	9 7/8
	<b>PERFAIR-ST 2412</b>	12	23 1/2	11 7/8

All dimensions in inches

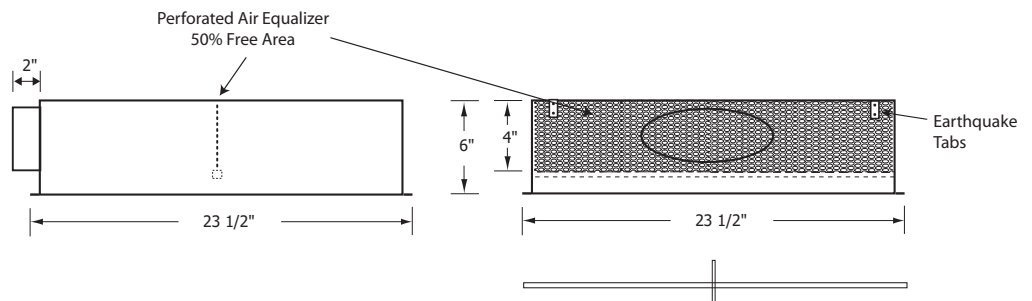
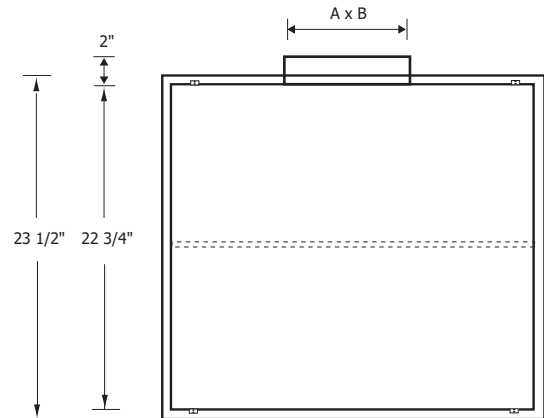


#### PERFAIR-XS

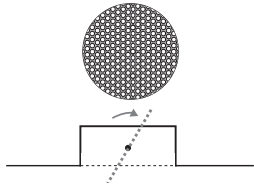
Compact plenum with side duct connection, recommended when height in the ceiling is between 6" and 14".

Select Model				
✓	Model	Duct Size	A	B
	<b>PERFAIR-XS 2404</b>	4	3 7/8	3 7/8
	<b>PERFAIR-XS 2405</b>	5	4 7/8	4 7/8
	<b>PERFAIR-XS 2406</b>	6	7 9/16	3 1/8
	<b>PERFAIR-XS 2408</b>	8	10 1/2	3 1/4

All dimensions in inches

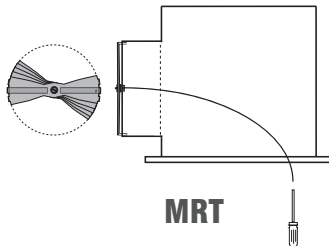


### Air Volume Damper



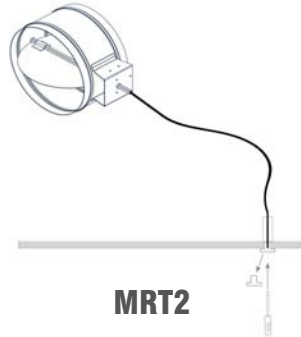
**R**

Perforated damper +  
air equalizer



**MRT**

Manually operated damper,  
cable inside the plenum,  
adjustment through face



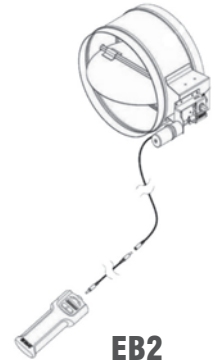
**MRT2**

Manually operated damper,  
cable through drywall with  
termination fixture



**EB**

Battery operated  
electro-balance damper  
with remote control,  
cable through face



**EB2**

Battery operated  
electro-balance damper  
with remote control,  
cable through drywall  
with termination fixture

Insulation	
<b>AL</b>	1/2" Interior Accoustical Liner
<b>AL1</b>	1" Interior Accoustical Liner
<b>ALC</b>	1/2" Closed Cell Accoustical Insulation
<b>R6</b>	2" Exterior R6 Thermal Insulation

Neck-Installed Air Volume Damper	
<b>R</b>	Perforated air volume damper/equalizer
<b>MRT</b>	Manually operated, cable thru face
<b>MRT2</b>	Manually operated, termination fixture
<b>EB</b>	Electro-balanced, battery powered, cable thru face
<b>EB2</b>	Electro-balanced, battery powered, termination fixture

Cable Length (MRT2 or EB2)	

<p><b>Project:</b></p> <p><b>Engineer:</b></p> <p><b>Architect:</b></p> <p><b>Contractor:</b></p>
---------------------------------------------------------------------------------------------------