

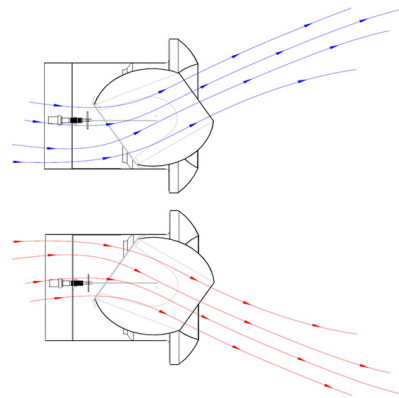
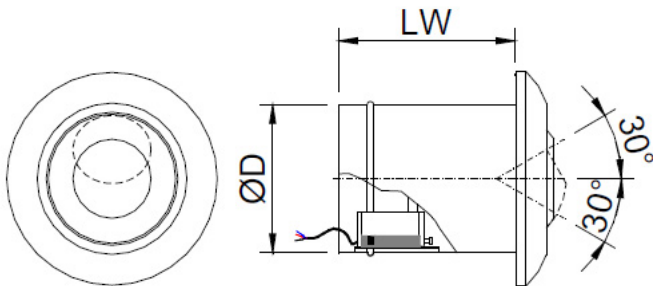
### KAM-W-M5 Series Jet Nozzle For Surface Mount Adjusted by On/Off Actuator

**Material** | Powder coated heavy gauge spun aluminum.

**Air Pattern** | Adjustable directional jet, long throw. Horizontal jet is adjusted up and down by means of an On/Off Actuator.



**KAM-W-M5**  
by MADEL®



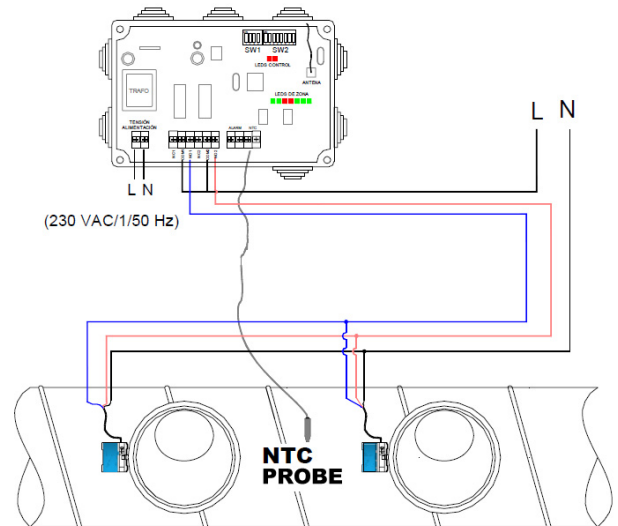
Diftronic®

Select Model			
✓	<b>Model</b>	<b>Duct Size</b>	<b>LW</b>
	<b>KAM-W-M5 10</b>	10"D	5 1/8"
	<b>KAM-W-M5 12</b>	12.5"D	6 17/32"
	<b>KAM-W-M5 14</b>	14"D	8 11/32"

All dimensions in inches (in)

Options	
<b>DIFTRONIC</b>	Automatic control of the air supply angle

Select Finish	
<b>M9016</b>	Powder Coated White RAL 9016
<b>M9006</b>	Powder Coated Metallic Grey RAL 9006
<b>RAL xxxx</b>	Please Specify:



<b>Project:</b>	
<b>Engineer:</b>	
<b>Architect:</b>	
<b>Contractor:</b>	